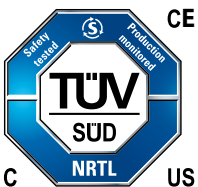


Bactron

Anaerobic/Environmental Chambers

SHEL LAB®



CE

C

US

Bactron Anaerobic/Environmental Chambers


100 - 900 Plate Capacity

BACTRON I



The **BACTRON I** is the smallest of the line with a 100 plate capacity. Our most popular model, the **BACTRON II**, provides a larger workspace and 200 plate capacity. Having no incubator inside, the **BACTRON X** offers an open workspace that may be used for high volume sample processing.

BACTRON II



BACTRON III



BACTRON III uses a rear wall incubator with sliding doors to increase plate capacity to 300. This compact design provides the most incubation room with the smallest footprint.

BACTRON IV offers a 600 plate capacity with a space saving rotating shelf design. Two rear mounted shelves help keep your workspace organized.

BACTRON IV 900 has an added rear wall incubator to give a total capacity of 900 plates.

BACTRON IV 900



A System to Match Your Requirements

Bactron I

Specifically designed for use by smaller laboratories, the 100 plate capacity Bactron I is an ideal “starter” anaerobic chamber. This unit may also serve as an economical set up station for larger labs.

Bactron II

The compact and economical Bactron II provides a 200 plate capacity incubator and delivers optimum productivity in everyday workflow. The operator enjoys ample work space for efficient performance of all procedures requiring an anaerobic atmosphere.

Bactron III

The Bactron III features an integral, sliding door incubator that makes it easy to store a large number of plates (300) within a small chamber footprint.

Bactron IV and IV-900

The Bactron IV is designed for high volume sample processing and storage, yet requires far less bench space than expected for its capacity. The Bactron IV-900 boasts the same features as the Bactron IV, with the addition of a rear wall incubator that holds 300 plates. Each incubator has its own temperature controller for user set point flexibility.

Bactron X

This chamber provides a large workspace and gloveless dexterity for various industrial, research and development, and quality control applications. Atmospheres of nitrogen, carbon dioxide, or other inert gases may be used.

Bactrox Hypoxia Chamber

This latest addition to the SHEL LAB Bactron line offers precise oxygen control within the range of 1% to 20% for Microaerophilic bacteriology and hypoxic tissue or cell culture applications. The SHEL LAB Bactrox permits oxygen control in increments of 1/10th of one percent.



BACTROX hypoxia chamber permits oxygen and carbon dioxide control in increments of 1/10th of a percent. The rear wall incubator has a 300 plate capacity.

Anaerobic Conditions for Microbiology & Cell Biology

Anaerobes are organisms that can grow without oxygen. Some can live when oxygen is present (facultative) and some cannot tolerate even a trace of oxygen (strict or obligatory). Anaerobes are very prevalent, many are part of the normal human flora, and make up an estimated 50% of the earth's biota. Dozens of common infections are either exclusively anaerobic or are mixed aerobic/anaerobic. Some obligatory anaerobes may cause serious infections such as tetanus, gas gangrene, or botulism (through tainted food products). Therefore, isolation and identification of anaerobes are very important in clinical diagnoses and research, and in commercial processes such as canning, bottling (e.g. beer and other fermented beverages), and food fermentation. Anaerobic chambers have made a strong name for themselves over the past fifteen years as more and more labs have realized the cost savings in moving from vacuum jars or bags to anaerobic workstations. These labs have also seen significant improvements in successful culturing and identification. The SHEL LAB Bactron™ anaerobic and environmental chambers combine glove-free handling of samples with a consistent, oxygen-free environment that promotes faster sample turnaround. Modular equipment within the chamber facilitates the completion of basic work flow procedures from unpacking of materials to inoculation, incubation, inspection, and recovery.

Bactron Anaerobic/Environmental Chambers

Patented, Glove-Free, Sample Handling

Bactron chambers allow efficient and dexterous, glove-free handling and inspection of samples. The advanced, ergonomic arm port design ensures comfort and minimizes user fatigue during extended working sessions in the chamber.

Variety of Models

A selection of seven Bactron models lets you choose the sample incubation capacity and workspace area that you need, while offering substantial cost savings over disposable-type sample handling. Bactron chambers pay for themselves quickly and improve the quality and reliability of laboratory results. Visit www.shellab.com to try our Bactron vs. Jars Cost Savings Calculator.

Quality Construction

Bactron chambers are constructed of heavy-duty, stainless steel components to ensure chamber integrity and rigid Plexiglas front walls for an unobstructed view of the interior workspace. The stainless steel, pass box slide and workstation floor can withstand significant wear and tear and still maintain an aesthetically pleasing and cleanable finish. Visit www.shellab.com to see a video overview of Bactron features.



Bactron Anaerobic/Environmental Chambers

Standard with Bactron

- Vacuum pump (most models)
- Interior electrical outlets (1 with 240 Volt units)
- "Petri Dish" Racks (Bactron I, II, III, IV and IV-900 only)
- Two catalyst cartridges
- Sleeve assembly with medium cuff
- AMG regulator



Key Features

- Exclusive gloveless design
- Incubator separate from working chamber
- Exclusive condensate controller
- Manual or automatic air lock
- Palladium catalyst cartridge
- Seven standard models
- Exclusive gas connections
- Twenty four month warranty

Greater Efficiency for a Variety of Applications

Improved Productivity


Research and clinical laboratories that are handling even small volumes of anaerobic samples may save substantial amounts of time and money by using permanent workstations rather than disposable pouches and jars. With anaerobic chambers, productivity is further improved by an up to 50% reduction in sample turnaround time.

Simplified Access and Use

Bactron chambers enable a simplified workflow. The air lock module automatically exchanges room air for

Anaerobic Mixed Gas (AMG), making sample transfer easier and safer:

1. Load samples into the air lock through the outer air lock door.
2. Activate the automatic air lock switch and place arms into sleeves. Perform the sleeve entry procedure using the foot pedals.
3. Open the arm port doors and insert arms into chamber. Store arm port doors in the convenient holders located inside the chamber.
4. Perform working procedures; load or unload incubator.
5. Pick up the arm port doors when exiting the chamber. Cover the arm ports and seal them before removing arms from sleeves. Anaerobic environment integrity is assured and maintained. Visit www.shellab.com to see a video on how to get started on using a Bactron chamber.



Unique Features of the Bactron Anaerobic Chamber

Patented Cuffs

Comfortable, sleeve cuffs seal around the operator's arms to permit barehanded manipulation of plates and specimens inside the working chamber. The elimination of bulky gloves makes work more comfortable and efficient. Latex gloves may be worn, if desired.

Foot Pedals

Convenient foot pedals are used by the operator to evacuate the sleeves before entering the working chamber.

Arm Port Doors

Sealed, access doors are removed when entering the working anaerobic chamber. The doors are kept on holders inside the chamber while the user's arms are inserted into the sleeves. The operator replaces and seals the doors when leaving the chamber, thus closing the system and maintaining a strict anaerobic environment.

Sliding Shelves

A shelf inside the air lock module slides into the chamber and makes loading of materials and samples easier.

Gas Connections

Each Bactron anaerobic chamber is equipped to operate as either a one gas or two gas system. One may use Anaerobic Mixed Gas (AMG) (5% carbon dioxide, 5% hydrogen, and 90% nitrogen) or may have the flexibility of using one tank of AMG and a second tank of nitrogen. For high volume users, two gas operation would be more economical. Gas consumption depends on the frequency of air lock usage, number of chamber entries and exits, and user work technique. Typically, one gas tank (200 cu. ft.) should last approximately 14 – 18 days.

Microprocessor Controls

Electronic controls operate a pre-programmed sequence to provide the desired chamber atmosphere. The air lock may be operated automatically or manually. Gauges and visual indicators show pressure, temperature, and cycle status.

Oxygen Catalyst and Humidity Controls

The anaerobic chamber atmosphere circulates through a condensate removal system and then through a catalyst that eliminates any trace amounts of oxygen. High relative humidity is maintained, while condensate moisture is removed, without the use of desiccants that could dehydrate media and samples.

Pressure Controls

The chamber is equipped with an automatic pressure control (manometer) that provides positive pressure at approximately three inches of water and gives a quick, visual check of the pressure level.

Revolving Shelves

The Bactron IV and IV-900's large incubator contains a convenient revolving shelf that makes efficient use of the available storage space. The incubator in Bactrons I, II, and III is inside the chamber at the top, rear, thereby maximizing working space underneath.

Microscope Adapters

An optional microscope adapter is available for the Bactron chambers. The adapter slides from side to side on the glass viewing wall so that a microscope may be positioned for close inspection of samples (microscope sold separately).

Vacuum Pumps

An integral vacuum pump provides rapid evacuation of air from the air lock module for replacement by the inert gas mixture. One pump and a gas regulator are standard accessories for Bactron chambers.

External Lights

An adjustable, ultra-bright LED light fixture that illuminates the chamber interior through the glass ceiling is available on select Bactron models.

Training Workshops

Basic product training and operator training in anaerobic bacteriology and are included with each Bactron purchase (USA only).

NEW Bactrox Hypoxia Chamber

The SHEL LAB Bactrox offers precise oxygen and carbon dioxide control in a range from 1% to 20% for microaerophilic bacteriology and hypoxic tissue or cell culture applications. Unlike a tri-gas incubator, the Bactrox allows for microaerophilic bacteriology and hypoxic tissue or cell culture work to be performed in desired oxygen conditions throughout all culturing processes. The Bactrox is a complete workstation so bacteria and cells are likely to grow faster and show less damage.

Advanced Atmospheric PID Controller
<ul style="list-style-type: none"> Highly Accurate Zirconium Dioxide Oxygen Sensor
<ul style="list-style-type: none"> CO₂ Control & Logging
<ul style="list-style-type: none"> O₂ Control & Logging
<ul style="list-style-type: none"> Ambient Air Pump
<ul style="list-style-type: none"> Standard Tanks

Large Pass Box
<ul style="list-style-type: none"> Vacuum-less Pass Box
<ul style="list-style-type: none"> 60 Second Cycle Time
<ul style="list-style-type: none"> 90 Plate Capacity



Independent Incubator (5°C above ambient to 70°C)
<ul style="list-style-type: none"> Temperature Control & Logging
<ul style="list-style-type: none"> 300 Plate Capacity

Vacuum-Less Sleeve Entry
<ul style="list-style-type: none"> Quick Access to Cultures
<ul style="list-style-type: none"> No Vacuum System
<ul style="list-style-type: none"> No Foot Pedals

Features and benefits of the Bactrox Hypoxia Chamber:

- Ultra Bright LED Examination Lights
- Stainless Steel Body Construction
- Independent Gas Controls
- RS232 Data Collection
- Condensation Control
- Immediate Access to Workspace via Sleeves
- PC Calibration of Oxygen Sensor

Specifications	Bactrox
Exterior Dimensions (w x d x h)	48.7" x 31.3" x 32.5" 124 x 79.5 x 82.5 cm
Interior Dimensions* (w x d x h)	33" x 28.5" x 25.2" 83.8 x 72.4 x 64 cm
Chamber Volume	13.7 cu. ft. / 388 L
Air Lock (Access)	9" x 10.7" x 9" 23 x 27.5 x 23 cm
Air Lock Volume	0.5 cu. ft. / 14 L
Incubator (w x d x h)	27.5" x 8" x 13.5" 70 x 20 x 34 cm
Incubator Volume	1.7 cu. ft. / 48 L
Electrical	
Volts/Hertz	110-120/50-60
Watts	420/1440
Phase/Amps	Single/9
Interior Outlets	2**, 1amp. Max
Circuit Breakers Main	2
Incubator Performance	
Temp. Range	Amb + 5°C to 70°C
Temp. Uniformity	(+/-) 0.5°C
Miscellaneous	
Petri Plate Racks Included	7

*The height dimension of the interior is a subjective working height. This measurement reflects the dimension from the floor of the chamber to the top of the body without regard for shelves, interfering incubators or the airlock door. **220 volt units are supplied with one interior outlet. All specifications are determined by using average values on standard equipment at an ambient temperature of 25°C (77°F) and line voltages within +/-10% of unit type (115V/230V). Temperature specifications follow DIN 12880 methodology. We reserve the right to change specifications at any time.


BACTRON Specifications

BACTRON Model <i>-2 denotes 200-240V</i>	BACTRON I BACTRON I-2	BACTRON II BACTRON II-2	BACTRON III BACTRON III-2	BACTRON IV BACTRON IV-2	BACTRON IV 900 BACTRON IV 900-2	BACTRON X BACTRON X-2
Exterior Dimensions (w x d x h)	48.7" x 31.3" x 26.5" 124 x 79.5 x 67.3 cm	61.3" x 31.3" x 26.5" 155.7 x 79.5 x 67.3 cm	48.7" x 31.3" x 32.5" 124 x 79.5 x 82.6 cm	88.2" x 31.3" x 26.5" 224 x 79.5 x 67.2 cm	88.2" x 31.3" x 29.5" 224 x 79.5 x 74.9 cm	61.3" x 31.3" x 26.5" 155.7 x 79.5 x 67.3 cm
Interior Dimensions* (w x d x h)	33" x 28.5" x 25.2" 83.8 x 72.4 x 64 cm	42.5" x 28.5" x 25.2" 108 x 72.4 x 64 cm	33" x 28.5" x 25.2" 83.8 x 72.4 x 64 cm	42.5" x 28.5" x 25.2" 108 x 72.4 x 64 cm	42.5" x 28.5" x 25.2" 108 x 72.4 x 64 cm	42.5" x 28.5" x 25.2" 108 x 72.4 x 64 cm
Chamber Volume	13.7 cu. ft. / 388 L	17.6 cu. ft. / 498 L	13.7 cu. ft. / 388 L	17.6 cu. ft. / 498 L	17.6 cu. ft. / 498 L	17.6 cu. ft. / 498 L
Air Lock (Access) (w x d x h)	9" x 10.7" x 9" 23 x 27.2 x 23 cm	12" x 13.5" x 12" 30.5 x 34.3 x 30.5 cm	9" x 10.7" x 9" 23 x 27.2 x 23 cm	12" x 13.5" x 12" 30.5 x 34.3 x 30.5 cm	12" x 13.5" x 12" 30.5 x 34.3 x 30.5 cm	12" x 13.5" x 12" 30.5 x 34.3 x 30.5 cm
Air Lock Volume	0.5 cu. ft. / 14 L	1.1 cu. ft. / 31 L	0.5 cu. ft. / 14 L	1.1 cu. ft. / 31 L	1.1 cu. ft. / 31 L	1.1 cu. ft. / 31 L
Incubator (w x d x h)	26.5" x 9.2" x 8.2" 67 x 23.5 x 21 cm	36" x 8.7" x 8" 91 x 22 x 20 cm	27.5" x 8" x 13.5" 70 x 20 x 34 cm	23.5" diam x 18.5" 59.7 diam x 47 cm	Side: See Bactron IV Rear: See Bactron III	n/a
Incubator Volume	1.2 cu. ft. / 34 L	1.4 cu. ft. / 39.6 L	1.7 cu. ft. / 48 L	4.6 cu. ft. / 130 L	6.3 cu. ft. 178 L	n/a
Electrical						
Volts/Hertz	110-120/50-60	110-120/50-60	110-120/50-60	110-120/50-60	110-120/50-60	110-120/50-60
Watts	1080/1440	1080/1440	1080/1440	1320/1920	1920/2400	960/1680
Phase/Amps	Single/9/6	Single/9/6	Single/9/6	Single/11/8	Single/16/10	Single/9/6
Interior Outlets	2, 1 amp. Max (120V) 1, 1 amp. Max (230V)	2, 1 amp. Max (120V) 1, 1 amp. Max (230V)	2, 1 amp. Max (120V) 1, 1 amp. Max (230V)	2, 1 amp. Max (120V) 1, 1 amp. Max (230V)	2, 1 amp. Max (120V) 1, 1 amp. Max (230V)	2, 1 amp. Max (120V) 1, 1 amp. Max (230V)
Exterior Outlet, Vacuum	5 amp. Max	5 amp. Max	5 amp. Max	5 amp. Max	5 amp. Max	5 amp. Max
TUV Approved (CE,UL,E)	Yes	Yes	Yes	Yes	Yes	Yes
Incubator Performance						
Temp. Range	Amb + 5°C to 70°C	Amb + 5°C to 70°C	Amb + 5°C to 70°C	Amb + 5°C to 70°C	Amb + 5°C to 70°C	n/a
Temp. Uniformity	(+/-) 0.5°C	(+/-) 0.5°C	(+/-) 0.5°C	(+/-) 1°C	(+/-) 0.5°C/1°C	n/a
Miscellaneous						
Petri Plate Racks Included	6	8	7	10	10	n/a
Optional Stand Dimensions (wxdxh)	49" x 30" x 30" 124.5 x 76.2 x 76.2 cm	61.5" x 30" x 30" 156 x 76.2 x 76.2 cm	49" x 30" x 30" 124.5 x 76.2 x 76.2 cm	88.5" x 30" x 31" 225 x 76.2 x 78.7 cm	88.5" x 30" x 31" 225 x 76.2 x 78.7 cm	61.5" x 30" x 30" 156 x 76.2 x 76.2 cm
Plate Capacities	100	200	300	600	900	n/a
*The height dimension of the interior is a subjective working height. This measurement reflects the dimension from the floor of the chamber to the top of the body without regard for shelves, interfering incubators or the airlock door. **220 volt units are supplied with one interior outlet. All specifications are determined by using average values on standard equipment at an ambient temperature of 25°C (77°F) and line voltages within +/-10% of unit type (115V/230V). Temperature specifications follow DIN 12880 methodology. We reserve the right to change specifications at any time.						

0740501 7/13

Optional Accessories

Cuffs 3600502 (L)/3600501 (M)/3600500 (S)
 9990738M Sleeve Assembly Bactron
 9990515 BAC I & BAC III Microscope Adapter
 9990535 BAC II Microscope Adapter
 9990511 BAC IV Microscope Adapter
 9990516 Stereo Microscope Assembly
 9490578 Anatox Fan
 CAT180 Catalyst Regeneration Oven
 Caster stands are available for each model
 Additional accessories are available at www.shellab.com



www.shellab.com
 1-800-322-4897